






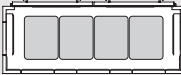
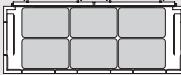
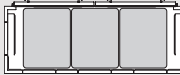












Project _____
 AIA # _____ SIS # _____
 Item # _____ Quantity _____ C.S.I. Section 114000



RACK CAPACITY CHART

For Triple Wide Units – Side & End Load Racks

RACK CAPACITY CHART FOR TRIPLE WIDE UNITS – SIDE & END LOAD RACKS

PW3S Proofer			
Dimensions	SINGLE END LOAD	SINGLE SIDE LOAD	DOUBLE SIDE LOAD
	 Typical Rack Dimensions: 20.38"W x 26.0"D	 Typical Rack Dimensions: 28.38"W x 18.0"D	 Typical Rack Dimensions: 28.38"W x 36.0"D
40.5"D MODELS Interior: 37.8"D x 95.0"W Exterior: 43.3"D x 109.0"W	 4	 6	 3
60.5"D MODELS Interior: 57.8"D x 95.0"W Exterior: 63.3"D x 109.0"W	 8	 8	 3
80.5"D MODELS Interior: 77.8"D x 95.0"W Exterior: 83.3"D x 109.0"W	 11	 12	 6
100.5"D MODELS Interior: 97.8"D x 95.0"W Exterior: 103.3"D x 109.0"W	 12	 15	 6
120.5"D MODELS Interior: 117.8"D x 95.0"W Exterior: 123.3"D x 109.0"W	 16	 18	 9

As continued product improvement is a policy of Baxter, specifications are subject to change without notice.



Approved by _____ Date _____ Approved by _____ Date _____